

Physician Distribution and Disparities 2015

Kelley Withy, MD, PhD

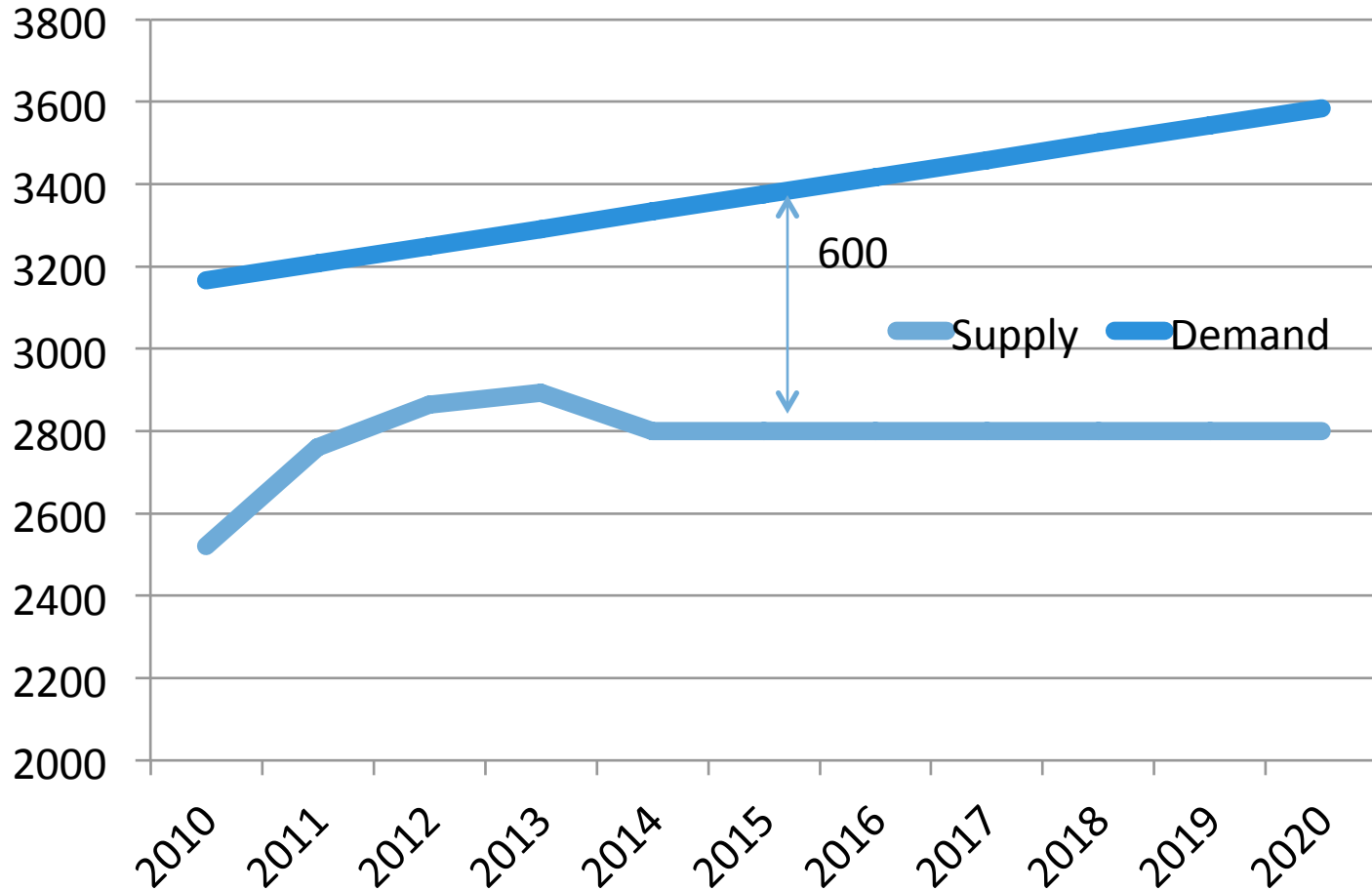
withy@hawaii.edu

www.ahec.hawaii.edu

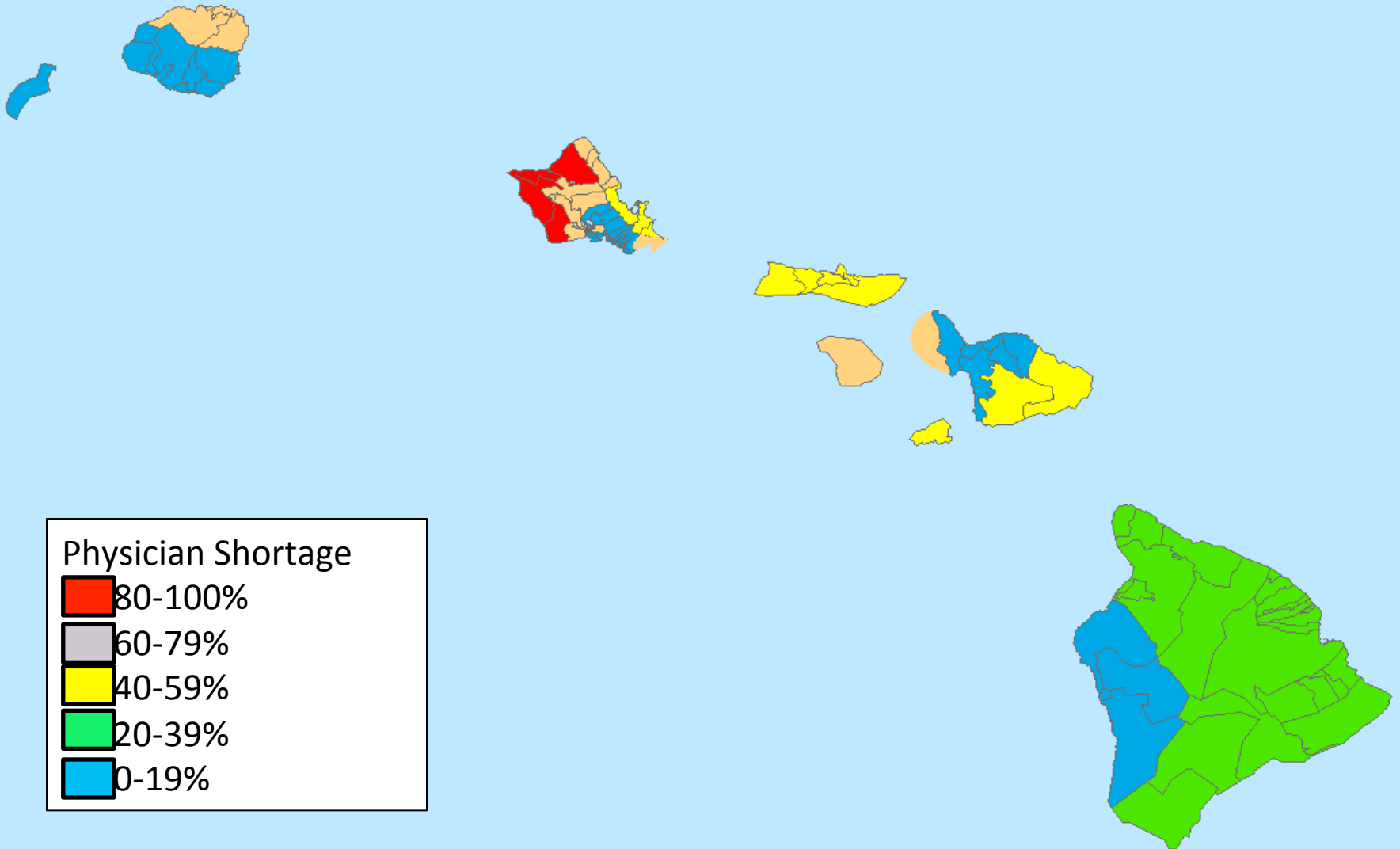
Physician Statistics Hawaii

- 3,596 practicing non-military
- 2,806 Full Time Equivalents(FTEs)
- Most conservative estimate of demand is 3400 FTEs
- 711 docs are 65 or over
- 58% practices of 5 or less
- How many do telehealth? 60 (2%)

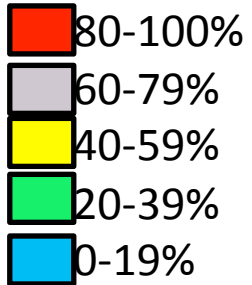
New Microsimulation Demand Model Taking into Account Improved Health Status and ObamaCare



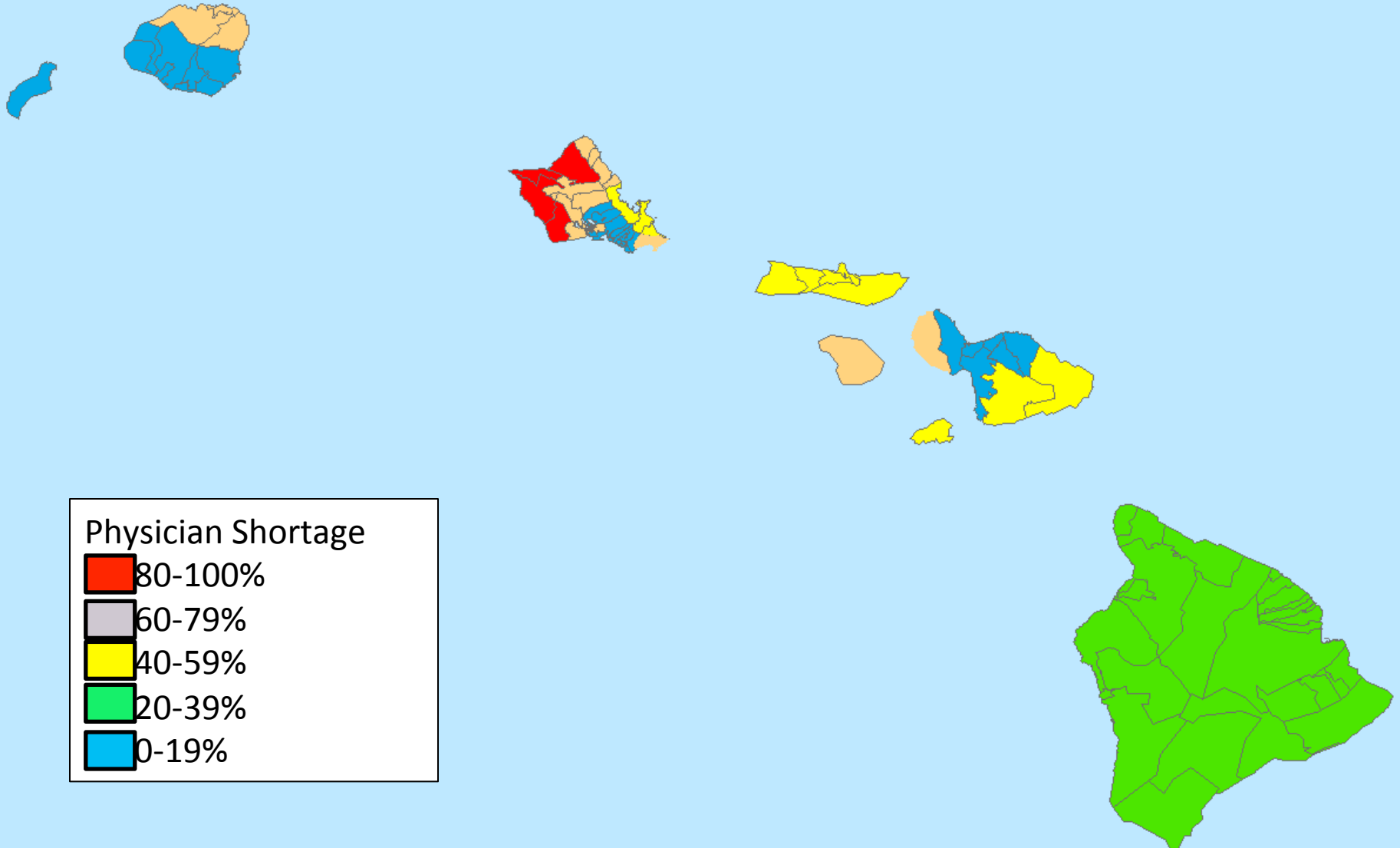
2015 Physician Shortage by Region



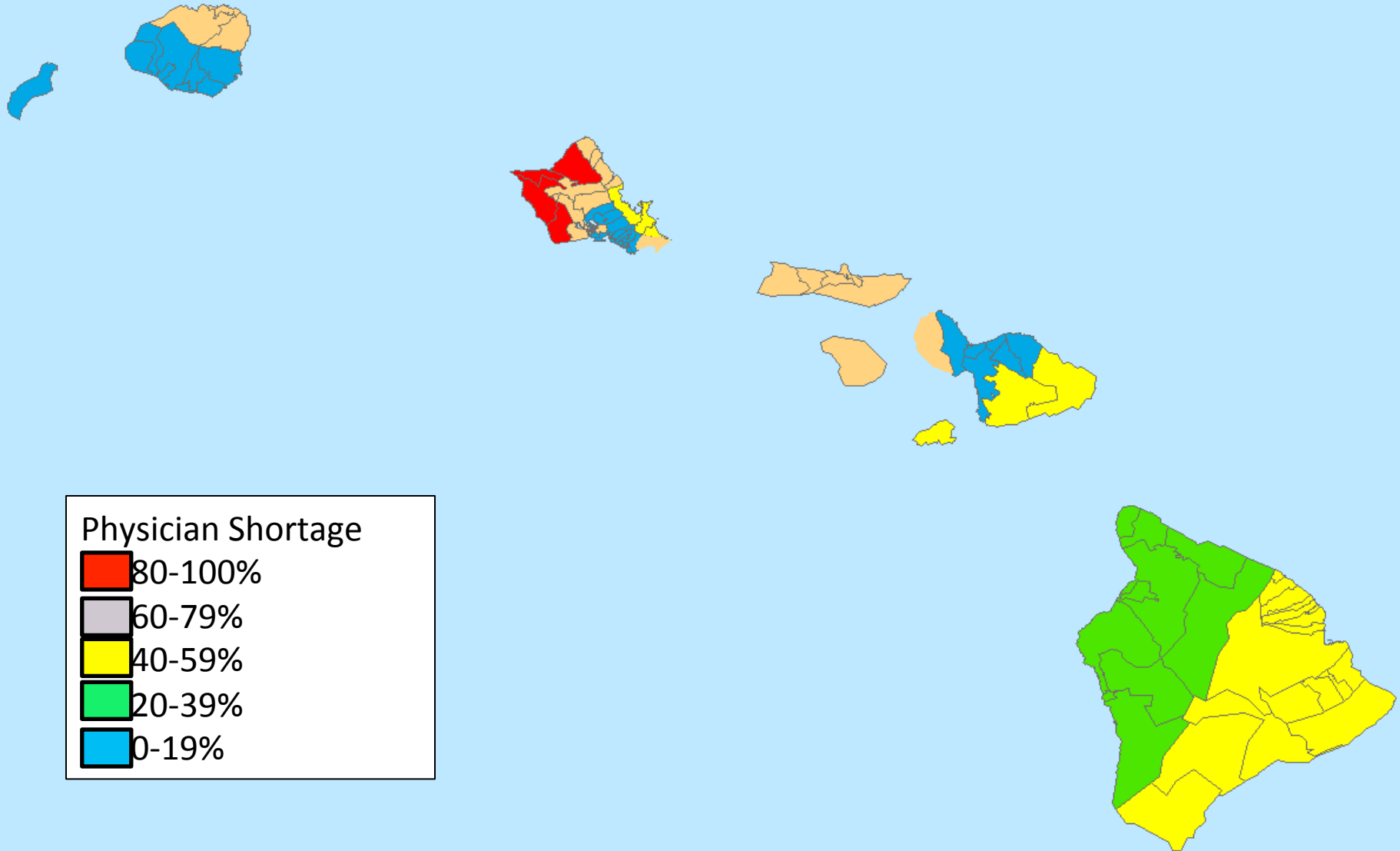
Physician Shortage



2020 Physician Shortage by Region



2025 Physician Shortage by Region



Hawaii Island	Demand	Supply	FTE Shortage	% Shortage
Colorectal Surgery	1	0	1	100.0%
Neonatal-perinatal	3	0	3	100.0%
Peds Rheumatology	0.1	0	0.1	100.0%
Peds Card	1.5	0	1.5	100.0%
Peds GI	0.5	0	0.5	100.0%
Peds Neurology	0.7	0	0.7	100.0%
Plastic Surgery	4.5	0.75	3.75	83.3%
Neurological Surgery	2.9	0.5	2.4	82.8%
Infectious Disease	5.3	1	4.3	81.1%
Allergy & Immunology	2.8	0.65	2.15	76.8%
Nephrology	4.5	1.05	3.45	76.7%
Heme/Oncology	8.2	2.2	6	73.2%
Critical Care	3.6	1	2.6	72.2%
Orthopedic Surgery	14.6	4.2	10.4	71.2%
Pulmonology	7.6	2.2	5.4	71.1%
Neurology	9.7	2.88	6.82	70.3%

Kauai	Demand	Supply	FTE short	% Short
Critical Care	1.3	0	1.3	100.0%
Neonatal-perinatal	1	0	1	100.0%
Pediatric Endocrinology	0.2	0	0.2	100.0%
Pediatric Heme/Onc	0.3	0	0.3	100.0%
Peds Card	0.5	0	0.5	100.0%
Peds GI	0.2	0	0.2	100.0%
Peds Neurology	0.3	0	0.3	100.0%
Endocrinology	1.2	0.1	1.1	91.7%
Vascular Surgery	0.6	0.05	0.55	91.7%
Neurological Surgery	1	0.1	0.9	90.0%
Thoracic Surgery	1	0.1	0.9	90.0%
Rheumatology	0.9	0.13	0.77	85.6%
Plastic Surgery	1.6	0.25	1.35	84.4%
Pulmonology	2.7	0.5	2.2	81.5%
Allergy & Immunology	1	0.2	0.8	80.0%
Pathology	4.1	1	3.1	75.6%
Neurology	3.5	1	2.5	71.4%
Orthopedic Surgery	5.3	1.6	3.7	69.8%
OBGYN	8.7	3.1	5.6	64.4%
Cardiology	4.9	1.76	3.14	64.1%

Maui	Demand	Supply	FTE short	% short
Colorectal Surgery	0.8	0	0.8	100.0%
Geriatrics	1.5	0	1.5	100.0%
Neonatal-perinatal	2.4	0	2.4	100.0%
Pediatric Endocrinology	0.5	0	0.5	100.0%
Pediatric Heme/Onc	0.8	0	0.8	100.0%
Pediatric Rheumatology	0.1	0	0.1	100.0%
Peds Card	1.2	0	1.2	100.0%
Peds Neurology	0.6	0	0.6	100.0%
Thoracic Surgery	2.3	0.25	2.05	89.1%
Rheumatology	2.1	0.37	1.73	82.4%
Infectious Disease	4.3	1.1	3.2	74.4%
Pathology	9.2	3	6.2	67.4%
Critical Care	2.8	1.05	1.75	62.5%
General Surgery	13	5.25	7.75	59.6%
Neurological Surgery	2.3	1	1.3	56.5%
Gastroenterology	6.6	3	3.6	54.5%
Pulmonology	6.1	2.85	3.25	53.3%

What to do??

- ECHO
- Telehealth visits



ECHO Whale



PCA Espanola



Baton Rouge



Pecos Valley MC



DOH Las Cruces



SBRT-First Choice South Vc



Memorial HDX7000



LAS VEGAS ECFH

